

How to Evaluate Competing Weld Monitoring Systems

All monitoring systems are not created equal! Effective monitoring is a combination of sampling rate (to see all the right information) and analysis methods (to make the right decisions about a weld).

The chart below shows a comparison of our systems with those of our major competitors.

Equipment and Methods Used:

Advanced Weld Signature® Analysis

Weld Signature® Analysis

Statistical Analysis

Analysis Sample Rates > 1 KHz

Lower Sample-Rate Averaged Data

Multiplexed monitoring

Our major competitors & ARCAgent™ Lite

ARCAgent™ 2000

ARCAgent™ 3000
3000P

SPC Capabilities

100% parameter inspection

100% process inspection

Provides:

Effective Against:

AC MIG, Arc-Variations & Disturbances

Weld Faults: Fit-up, Gaps, Arc-Starts

Basic Weld Faults: Gross Porosity, Grounding

Weld Faults from Equipment Problems: No Gas, Some Wire-Feed

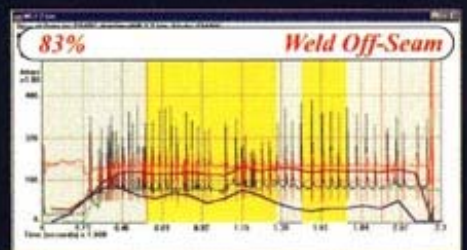
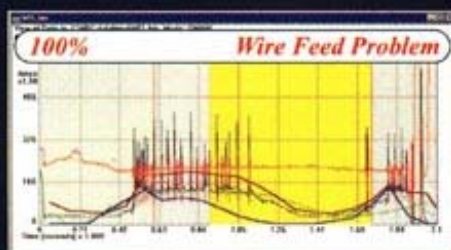
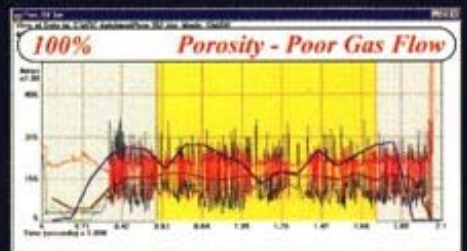
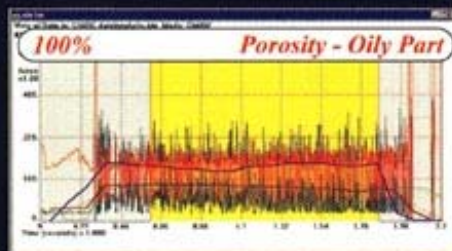
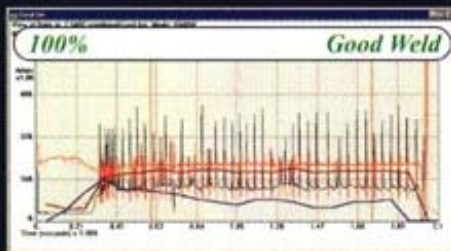
Equipment Problems, Not 100% Weld Verification

Independent D.O.E. Evaluation

One of our customers performed an independent D.O.E. evaluation of commercially available weld monitoring systems.

Here is an example of some of our results. Our major competitor was less than 50% effective in 4 of these categories.

All weld monitoring systems are not created equal - *Don't waste money on a Placebo.*



Complete results for the IMPACT Engineering system were published in "Examples of Through-the-Arc Sensing & Detection of Common Production Weld Defects", 9th International Conference of Computer Technology in Welding, Sept. 1999, S. Ivkovich. Reprints available upon request.

IMPACT
WELDING

500 East Biddle Street
Jackson, MI 49203
(517) 789-0098 voice
(517) 789-1038 fax
support@impactwelding.com